

Operating Instructions

Rothewald® Front-wheel Rocker Adapter | Order no. 10002629

Scope of delivery/parts list:

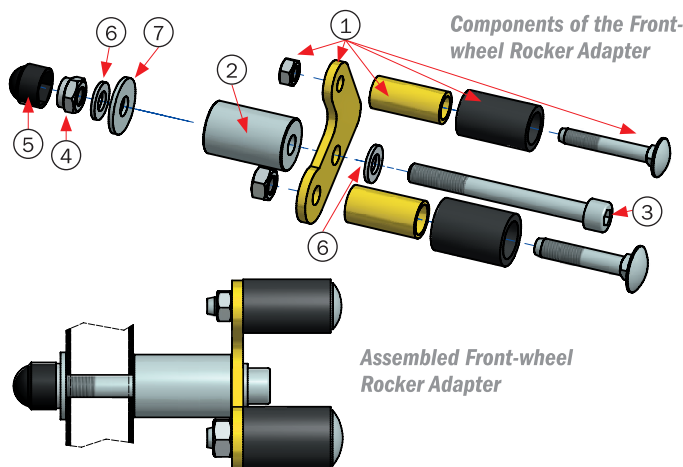
Pos.	Quantity:	Description:
1	2 x	Front-wheel rocker adapter
2	2 x	Spacer sleeve dia. 28 x 44
3	2 x	Hexagon socket screw M10 x 100
4	2 x	Self-locking hex nut M10
5	2 x	Plastic dust cap for M10/size 17 hex bolt
6	4 x	Plain washer M10 (small)
7	2 x	Plain washer M10 (large)

Dear Customer, Thank you for placing your trust in our product. Please use these instructions when assembling and using the product. This kit is used to expand the range of applications of the Rothewald® Universal Motorcycle Stand "Professional" (Order no. 10002630) and allows it to safely jack up motorcycles at the front fork. The front wheel is then clear of the ground. Servicing your bike, or changing the front wheel, can then be done professionally.


The Rothewald® Front-wheel Rocker Adapter in combination with the Universal Motorcycle Stand "Professional" is suitable for a maximum load of 150 kg. This means that the overall weight of your motorcycle, incl. accessories, must not exceed 300 kg.

Installation:

If necessary, remove the rubberised swing arm platforms from the Rothewald® Universal Motorcycle Stand "Professional" (Order no. 10002630). Now install the Front-wheel Rocker Adapter kit on the Rothewald® Universal Motorcycle Stand "Professional" according to the exploded view diagram.



Caution: Do not overtighten the self-locking hex nuts (Pos. 4) for fastening the Front-wheel Rocker Adapters. It must still be possible to rotate the adapters easily against a slight resistance. Otherwise, the rockers may not support the fork ends properly during the lifting procedure (danger of the motorcycle falling over).




Example of use

How to use:

To enable use of the Rothewald® Front-wheel Rocker Adapters, it is essential that the front fork ends on your motorcycle are freely accessible. There should be no components in the vicinity which could impair the attachment of the adapters or sustain damage during the lifting procedure (e.g. ABS module).

Example of use



Front-wheel Rocker Adapter

If you are not sure whether the fork ends on your motorcycle are suitable as a support for a front head stand, please consult your authorized dealer before use.

Important note:

Never jack up the bike alone – you should always make sure that you have a second, strong person to help you, who can hold the motorcycle securely upright using the handlebar. Ensure that there are no other people or animals (especially children) around the vehicle.

Before using the front adapter, you must always jack up the tail of your bike using a second stand (e.g. a second Rothewald® Universal Motorcycle Stand "Professional", Order no. 10002630). This has the effect of making the raised motorcycle considerably more stable. If you ignore this advice, your motorcycle is at risk of falling over and being damaged or causing injury.

Set the width of the fully assembled Rothewald® Universal Motorcycle Stand "Professional" with the Front-wheel Rocker Adapters according to your motorcycle. To do so, loosen the clamp screws on both sides of the stand and move it up to the fork of the motorcycle from the front. Position the side parts so that the entire length (important!) of the rubberised adapters fits underneath the forks with the motorcycle located in the centre of the stand. Now re-tighten the clamp screws of the side parts firmly.

Other parts of the front fork or the brake calipers themselves must not be used as a support. Ensure that the supports of the stand and its side parts can neither damage nor scratch any components of the front fork, brake caliper, wheel, ABS system or front wheel spray protection during the lifting procedure. If necessary, protect the vulnerable parts from damage by masking them off or using a cloth. Refrain from using the stand if you are not 100% sure that such usage will not result in damage!

Before you jack up the bike, carefully check once again that the motorcycle stand has been assembled properly, and that your assistant is holding the motorcycle securely in position. Then, gripping the handle, push the motorcycle stand forcefully, but slowly and evenly, under the motorcycle until it rests completely on the stand.

Rothewald® Front-wheel Rocker Adapter | Order no. 10002629



Safety Instructions:

1. The Rothewald® Universal Motorcycle Stand "Professional" (Order no. 10002630) in combination with the Front-wheel Rocker Adapters (Order no. 10002629) is suitable for a direct load of up to 150 kg. This means that the overall weight of your motorcycle, incl. accessories, must not exceed 300 kg.

2. Before using the Rothewald® Universal Motorcycle Stand "Professional" and Front-wheel Rocker Adapter, it is essential to make sure that they have been assembled correctly and that all of the screwed joints have been tightened up sufficiently. Caution: Do not overtighten the self-locking nuts for fastening the Front-wheel Rocker Adapters. It must still be possible to rotate the adapters easily against a slight resistance. Otherwise, the rockers may not support the fork ends properly during the lifting procedure (danger of the motorcycle falling over).

3. When using the Rothewald® Universal Motorcycle Stand "Professional" with the Front-wheel Rocker Adapters, ensure that no components of the front fork, brake caliper, wheel, ABS system or front wheel spray protection can be damaged or scratched.

4. Only use the Rothewald® Universal Motorcycle Stand "Professional" on a solid, perfectly level surface (e.g., asphalt, concrete, stone). Never use it on loose sand or soft earth, because the motorcycle could slip/fall over and cause damage or injury.

5. Never jack up the bike alone – you should always make sure that you have a second, strong person to help you, who can hold the motorcycle securely upright using the handlebar.

6. Never place any part of your body under the jacked-up vehicle, and look out for the persons who are assisting you. At all times, ensure that there are no other people or animals (especially children) around the motorcycle while it is jacked up. Never sit on the bike while it is raised on the Rothewald® Universal Motorcycle Stand "Professional".

7. Before using the Front-wheel Rocker Adapter, you must always jack up the tail of your motorcycle first using a second motorcycle stand (e.g. a second Rothewald® Universal Motorcycle Stand "Professional", Order no. 10002630). This has the effect of making the raised motorcycle considerably more stable. If you ignore this advice, your motorcycle is at risk of falling over and being damaged or causing injury.

8. Once jacked-up, a motorcycle must not be moved any further under any circumstances.

Since this is a universal product and not intended for just one particular vehicle, it is important to make sure that it is suitable for your type of motorcycle before you use the product for the first time. Always follow the instructions in your vehicle operator's manual and the directions of the vehicle manufacturer. This is essential, as improper use of this product or its unsuitability for a vehicle could impair the safety and/or condition of the vehicle.

If you have any questions about the product or these instructions, please contact our Technical Centre by fax on 0049 (0)40 734193-58 or by e-mail at: technikcenter@louis.de before you install or use the product. We will be pleased to provide prompt assistance. This is the best way to ensure that your product is installed properly and used correctly.

Exclusive Distributor: Detlev Louis Motorradvertriebs GmbH - Rungedamm 35 - 21035 Hamburg - Germany - www.louis.eu - E-Mail: technikcenter@louis.de

Made in Germany