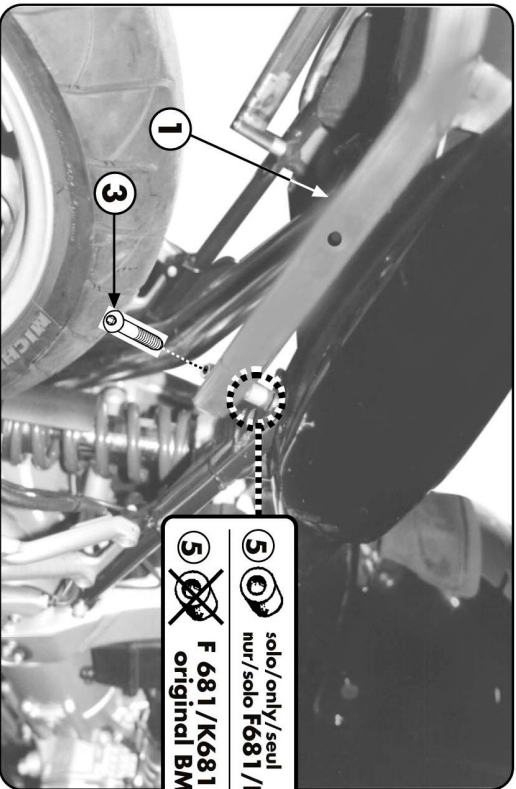


681F-K6810

MONORACK SPECIFICO - SPECIFIC MONORACK
MONORACK SPECIFIQUE - SPEZIFISCHES MONORACK - MONORACK ESPECIFICO

BMW R 1100 S 2002

ISTRUZIONI DI MONTAGGIO - MOUNTING INSTRUCTIONS
 INSTRUCTIONS DE MONTAGE - BAUANLEITUNG - INSTRUCCIONES DE MONTAJE



5 solo/only/seul
 nur/solo F681/K6810 +
~~5~~ F 681/K6810 +
 original BMW

- 7 **VITE TCEI M8 X 30**
 SCREW M8 X 30
 VIS M8 X 30
 SCHRAUBE M8 X 30
 TORNILLO M8 X 30
Q.TY n.2
- 8 **PARTICOLARI INCLUSI NEI KIT VITERIA DELLA PIASTRA**
 COMPONENTS INCLUDED IN THE FITTING KIT OF THE PLATE
 PIÈCES INCLUSES DANS LE KIT DE M8 DE LA PLATINE
 DIE EINZELKOMPONENTE SIND BEI MONTAGE FERTIGHALTEN
 PIEZAS INCLUIDAS EN EL KIT DE ANCAJE DE LA PLATINA
Q.TY n.-
- 9 **DADO A.B. M8**
 BOLT M8
 ECROU M8
 MUTTER M8
 TUERCA M8
Q.TY n.2

- 1 **MONORACK**
Q.TY n.2 (dx+ss)


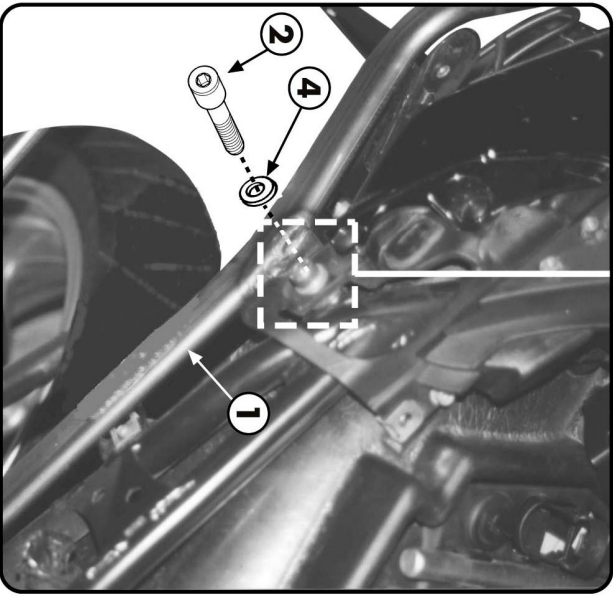
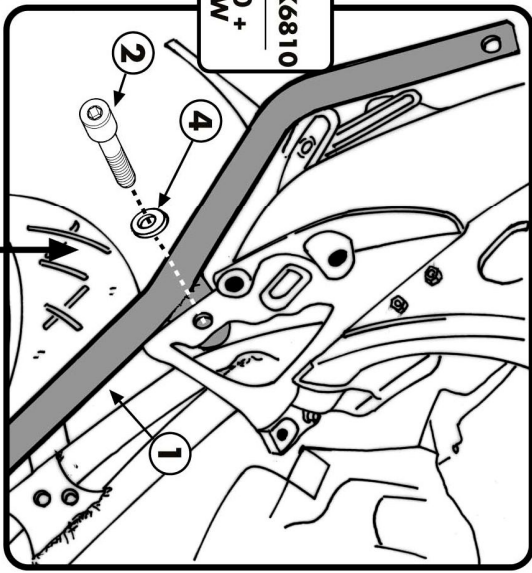
- 2 **VITE TCEI M8 X 20**
 SCREW M8 X 20
 VIS M8 X 20
 SCHRAUBE M8 X 20
 TORNILLO M8 X 20
Q.TY n.2

- 3 **VITE TBEI M6 X 55**
 SCREW M6 X 55
 VIS M6 X 55
 SCHRAUBE M6 X 55
 TORNILLO M6 X 55
Q.TY n.2

- 4 **RONDELLA Ø 8**
 WASHER Ø 8
 RONDELLE Ø 8
 SCHEIBE Ø 8
 ARANDELA Ø 8
Q.TY n.2

- 5 **DISTANZIALE 14x12**
 SPACER
 ENTRETOISE
 DISTANZSTÜCK
 DISTANCIADOR
Q.TY n.2

- 6 **VITE TSCI M8x55**
 SCREW M8x55
 VIS M8x55
 SCHRAUBE M8x55
 TORNILLO M8x55
Q.TY n.2



ATTENZIONE
 PESO MASSIMO SOPPORTABILE DAL PORTAPACCO 6Kg.

WARNING
 MAX. LOADING OF THE CARRIER 6kg. (13lbs)

ATTENTION
 CHARGE MAXIMALE 6Kg.

ACHTUNG
 MAXIMALE BELASTUNG DES TRÄGERS 6Kg.

ATENCIÓN
 CARGA MÁXIMA AUTORIZADA DEL PORTAEQUIPAJE 6Kg.