

PORTAVALIGIA SPECIFICO - SPECIFIC CASE HOLDER  
 PORTE-VALISE SPECIFIQUE - SPEZIFISCHER KOFFER-TRÄGER  
 PORTA-EQUIPAJE ESPECIFICO

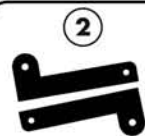
# HONDA SilverWing 2002 600cc

ISTRUZIONI DI MONTAGGIO - MOUNTING INSTRUCTIONS  
 INSTRUCTIONS DE MONTAGE - BAUANLEITUNG - INSTRUCCIONES DE MONTAJE



**SUPPORTI**  
SUPPORTS  
SUPPORTS  
LAGER  
SOPORTES

**Q.TY n.2** (dx-sx)



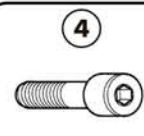
**GOMMA FUSTELLATA**  
GUM PROTECTIONS  
CAOUTCHOUC  
GUMMI  
GOMAS

**Q.TY n.2**



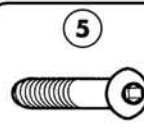
**PIASTRA Z622**  
Z622 PLATE  
PLATINE Z622  
PLATTE Z622  
PLETINA Z622

**Q.TY n.1**



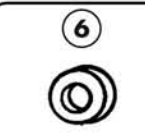
**VITE TCEI M6x25**  
SCREW M6x25  
VIS M6x25  
SCHRAUBE M6x25  
TORNILLO M6x25

**Q.TY n.4**



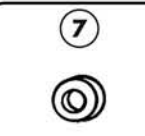
**VITE TBEI M8x30**  
SCREW M8x30  
VIS M8x30  
SCHRAUBE M8x30  
TORNILLO M8x30

**Q.TY n.4**



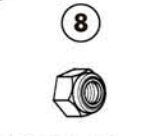
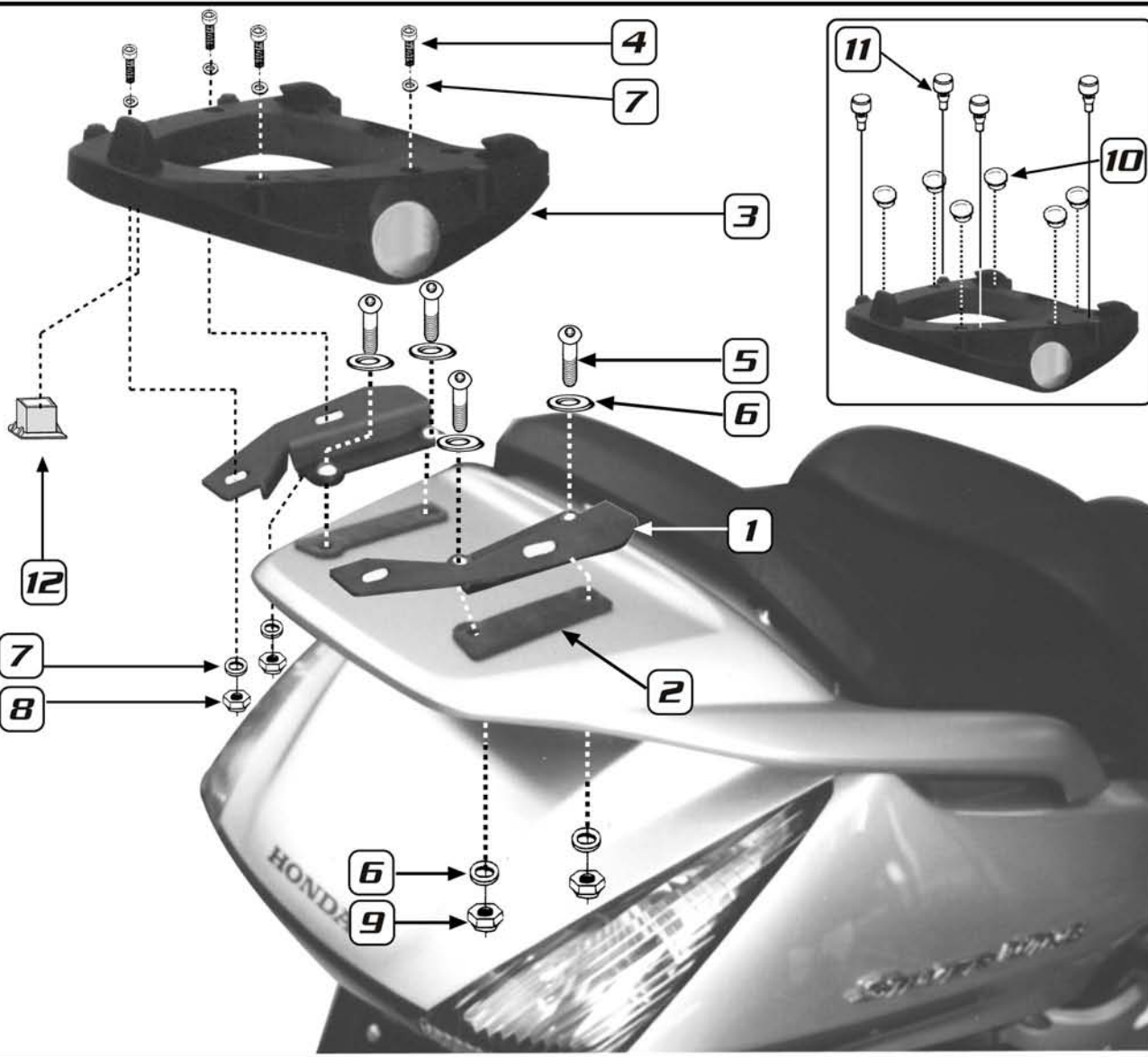
**RONDELLA 8x14**  
WASHER 8x14  
RONDELLE 8x14  
SCHEIBE 8x14  
ARANDELA 8x14

**Q.TY n.8**



**RONDELLA Ø6**  
WASHER Ø6  
RONDELLE Ø6  
SCHEIBE Ø6  
ARANDELA Ø6

**Q.TY n.8**




**DADO A.B. M6**  
BOLT M6  
ECROU M6  
MUTTER M6  
TUERCA M6

**Q.TY n.4**




**DADO A.B. M8 ribass.**  
BOLT M8  
ECROU M8  
MUTTER M8  
TUERCA M8

**Q.TY n.4**



**COPRIFORO Z621**  
HOLE CAP  
CACHE TROU  
STOPSLÖCH  
TAPA AGUJERO

**Q.TY n.6**



**GOMMINI Z126**  
RUBBER  
CAOUTCHOUC  
GUMMI  
GOMA

**Q.TY n.4**



**TAPPO ANTIFURTO**  
ANTI-THEFT CAP  
BOUCHON ANTIVOL  
ANTI-DIEBSTAHL  
TAPON ANTIRROBO

**Q.TY n.1**

FORARE IL MANIGLIONE (Ø 8,5mm) NEI PUNTI PREMARCATI  
 MAKE THE HANDLE (Ø 8,5mm) IN THE MARKED POINTS  
 PERCER LA POIGNEE POSTERIEURE OU EST MARQUE  
 Ø8,5mm LOCHER IN DEN GRIFF AUF DIE GEZEICHNETEN  
 PUNKTE DUREICHNETEN  
 TALADRAR (Ø 8,5mm) LA MANEJA TRASERA DONDE ESTA  
 MARCADO